





## Laerdal Medical Corporation Manikin/Simulator Comparison Chart







	 MegaCode Kid	 Resusci Anne® Simulator	 MegaCode Kelly	 ALS Simulator
Spontaneous Breathing w/Chest Rise		★		★
Auscultation of Sounds at Rest (variable rate and volume)	★	★	★	
Multiple Heart Sounds	★	★	★	★
Multiple Lung Sounds	★	★	★	★
Multiple Bowel Sounds	★		★	★
Pre-Recorded Vocal Sounds	★	★	★	★
Vocal Sounds via Microphone or Cordless Device	★	★	★	★
Adjustable BP Levels (Systolic/Diastolic)		★	★	★
May be Auscultated or Palpated		★	★	★
Palpable Pulses Carotid, Brachial and Radial	Manual Carotid	★	★	★
IV Arm	★	★	★	★
IO Access in Leg	★			
Ability to Check Pupils	★	★	★	★
Inserts for Constricted and Dilated		inc. eye inserts	inc. eye inserts	inc. eye inserts
Chest Compression			★	★
Bilateral Mid-Clavicular Sites		na	★	★
Mid-Axillary Site (left)		na	★	★
Chest Tube Insertion			★	★
1400+ ECG Variations for Presentation	★	★	★	★
Defibrillation	★	★	★	
Manual	★	★	★	★
Automated	★	★	★	★
Pacing Capabilities	★		★	★
ECG Monitoring	★	★	★	★
4 Lead (3-lead, 4 connectors)	★	★	★	★
3 Lead (3-lead, 3 connectors)	★	★	★	★
Articulating Limbs				
Shoulders	★	★	★	★
Elbows	★	BP & IV arms do not articulate at the elbow	BP & IV arms do not articulate at the elbow	BP & IV arms do not articulate at the elbow
Hips	★	★	★	★
Knees	★	First Aid or Extrication Legs	★	★
Ankles	★	First Aid or Extrication Legs	★	★
Optional Wound/Trauma Modules	★	★	★	★
Event Logging	★	★	★	★
Wireless Controls/Remote Control	(only need to have VitalSim unit connected to manikin)	★	(only need to have VitalSim unit connected to manikin)	(only need to have VitalSim unit connected to manikin)
Ability to Create Scenarios	★	★	★	★
Anatomical Landmarks				
Anatomically Accurate Airway	★	★	★	★
Sternum	★	★	★	★
Ribcage	★	★	★	★
Substernal Notch	★	★	★	★

For more information visit [www.laerdal.com](http://www.laerdal.com) or contact your local  
**Southeastern Emergency Equipment Representative.**



## Laerdal Medical Corporation Manikin/Simulator Comparison Chart



	 MegaCode Kid	 Resusci Anne® Simulator	 MegaCode Kelly	 ALS Simulator
<b>Airway Occlusion</b>				
Head Tilt		★		
Chin Lift		★		
Jaw Thrust		★		
<b>CPR</b>				
Chest Compressions	★	2005 Compliant	2005 Compliant (May 07)	2005 Compliant (May 07)
Chest Rise with Ventilation	★	★	★	★
Stomach Distension	★	★	★	★
<b>Ventilation</b>				
Bag-Valve-Mask	★	★	★	★
Jet Ventilation				
Ventilator				
<b>Airway Skills</b>				
Oral Intubation	★	★	★	★
Nasal Intubation	★	★	★	★
<b>Advanced Airway Skills</b>				
Needle or Surgical Cricothyrotomy			★	★
Retrograde Intubation			★	★
Fiber Optic and Light Wand Intubation			★	★
<b>Difficult Airway Scenarios</b>				
Tongue Edema	★		★	★
Other		Mechanically "pinches" the airway closed via remote control or by automatic settings	n/a	Mechanically "pinches" the airway closed via remote control or by automatic settings
<b>Sensored Events</b>				
Head Tilt/Chin Lift		★		★
Ventilation		★		★
Compression		★		★
Defibrillation		★		★
Pacing				★
Pulse Check		★		★
CPR Quality Reporting		★		
<b>Airways Accepted</b>				
ET Tube	★		★ (size 7.5)	★
Laryngeal Mask Airway (LMA)		★	★	★
Combitube		★	★	★
Oropharyngeal Airway	★	★	★	★
Nasopharyngeal Airway	★	★	★	★
<b>Teeth</b>				
Break Away			optional	optional
<b>Variable Pulse Strength</b>	manual only	★	★	★
Spontaneous Breathing w/o External Compressor		★		★

For more information visit [www.laerdal.com](http://www.laerdal.com) or contact your local **Southeastern Emergency Equipment Representative.**

