

A woman with her eyes closed is lying on a yellow and black stretcher. A white sheet is being pulled up over her body by two people whose hands are visible. The stretcher has a yellow plastic barrier sheet underneath. The word 'RUGGED' is visible on the side of the stretcher frame.

stryker®

EMS Equipment



Speed-Sheet™
patient transfer
and barrier sheet

Speed-Sheet patient transfer and barrier sheet

Reduce the risk of injuries
when transferring patients

Speed-Sheet makes your job safer with GRIP to SLIP™ technology

Shoulder, arm and back pain can shorten your career. *Speed-Sheet* makes transfers easier and safer. *Speed-Sheet* changes, in an instant, from a barrier sheet to a convenient, effective transfer aid when you tear any red activating tab. The sealed edge holds a vacuum between layers. Tearing a tab admits air and transforms *Speed-Sheet* into a low-friction transfer aid that significantly reduces the lateral transfer force required to move patients from one surface to another.

Speed-Sheet makes your job easier:

- **Reduces forces associated with cumulative trauma injuries**
- **Provides a disposable fluid barrier for faster cleanup**
- **Prepared in advance UNDER the cot linen so it's ready when you need it**
- **Eliminates patient logrolling normally required to position a transfer device**
- **Can be cleaned and used on multiple calls if not activated for a patient transfer**



Fluid Barrier
Reduces cleanup time ▾

700^{lb.}
capacity



Red Activating Tabs

Tear one or more of the eight red tabs to go from GRIP to SLIP



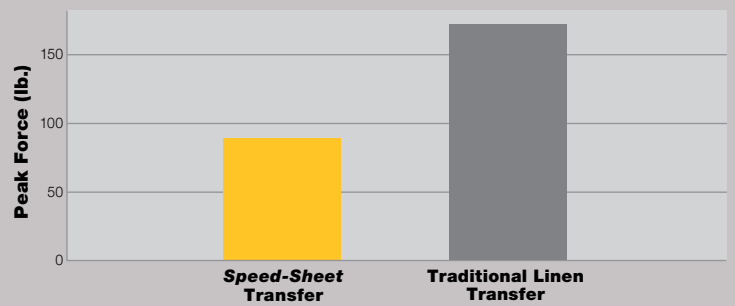
Sealed Construction

Vacuum seal between layers creates high-friction sheet for transport



Speed-Sheet employs an industry first technology designed to reduce the risk of operator injury when transferring patients.

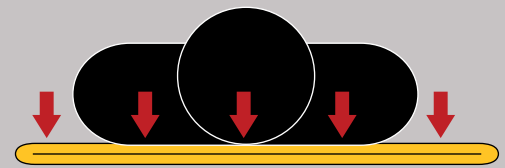
Lateral Transfer Force¹



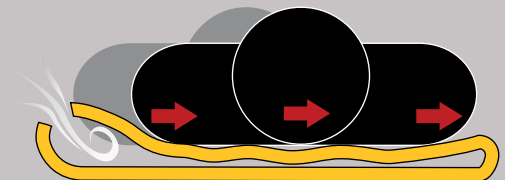
Reduces force by as much as 48 percent.

1. Averaged initial peak forces from horizontally pulling 200, 400 and 700 lb. simulated patient loads.

GRIP



SLIP



Patented GRIP to SLIP Technology

When you tear a red activating tab, you break a vacuum seal, admitting air between layers. The layers slide on each other, dramatically reducing the force required to transfer a patient.



10-Pack Dispenser

Conveniently stores in ambulance compartments.

Joint Replacements

Trauma, Extremities & Deformities

Craniomaxillofacial

Spine

Biologics

Surgical Products

Neuro & ENT

Interventional Spine

Navigation

Endoscopy

Communications

Imaging

Patient Care & Handling Equipment

EMS Equipment

3800 E. Centre Ave.
Portage, MI 49002 U.S.A.

t: 269 329 2100

f: 269 329 2315

toll free: 800 784 4336

www.ems.stryker.com

The information presented in this brochure is intended to demonstrate a Stryker product. Always refer to the package insert, product label and/or user instructions before using any Stryker product. Products may not be available in all markets. Product availability is subject to the regulatory or medical practices that govern individual markets. Please contact your Stryker Account Manager if you have questions about the availability of Stryker products in your area.

Products referenced with [™] designation are trademarks of Stryker.
Products referenced with [®] designation are registered trademarks of Stryker.
The yellow and black color scheme is a proprietary trademark of the Stryker Corporation.